

Linear Imperfections

- sources for linear imperfections
- equations of motion with imperfections:
smooth approximation
- perturbation treatment: driven oscillators and resonances
- transfer matrices with coupling: element and one-turn
- what we have left out (coupling)
- orbit correction for the un-coupled case

Sources for Linear Field Errors

sources for linear imperfections:

- magnetic field errors: b_0, b_1, a_0, a_1
- powering errors for dipole and quadrupole magnets
- energy errors in the particles \rightarrow change in normalized strength
- roll errors for dipole and quadrupole magnets
- feed-down errors from quadrupole and sextupole magnets

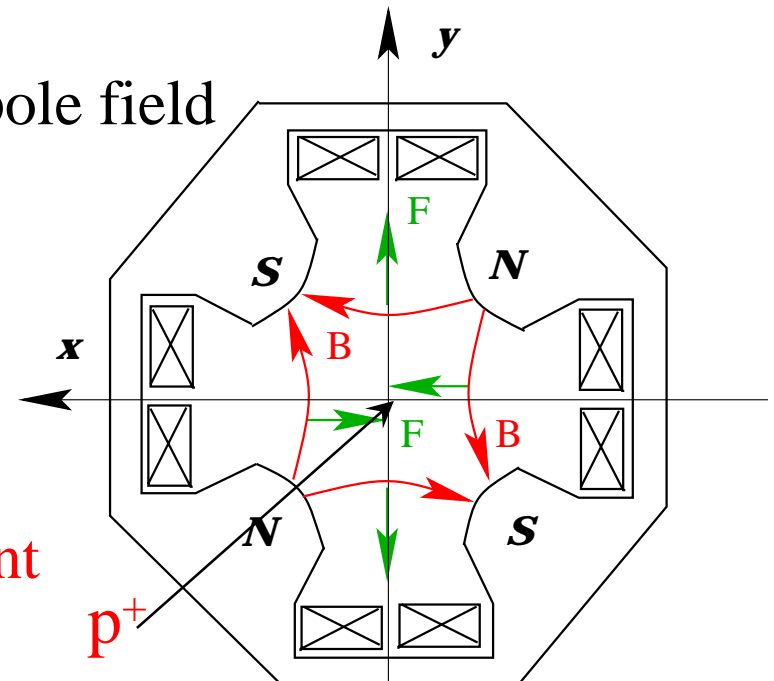
\rightarrow example: feed down from a quadrupole field

$$x = \tilde{x} + \Delta x$$

$$B_y = -g \cdot (\tilde{x} + \Delta x)$$

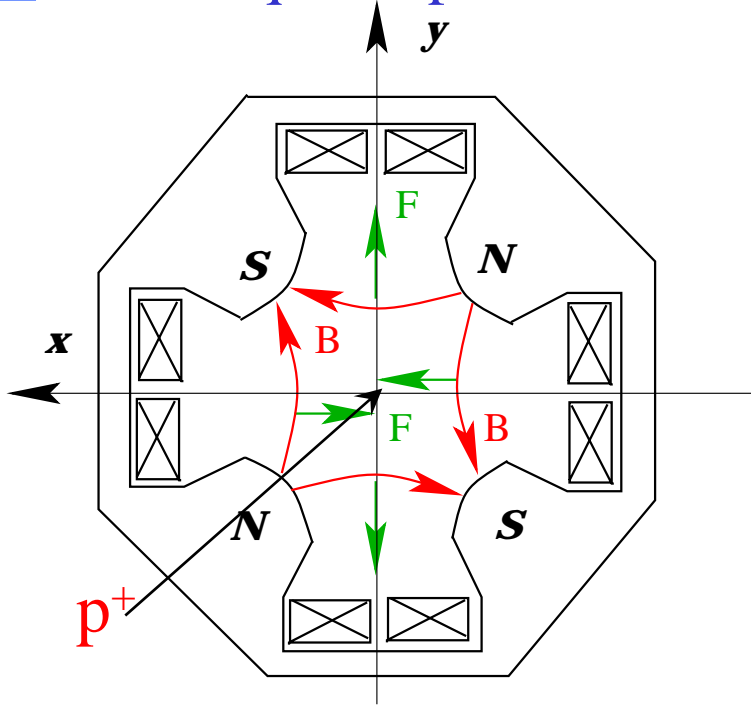
$$B_x = -g \cdot y$$

\rightarrow dipole + quadrupole field component

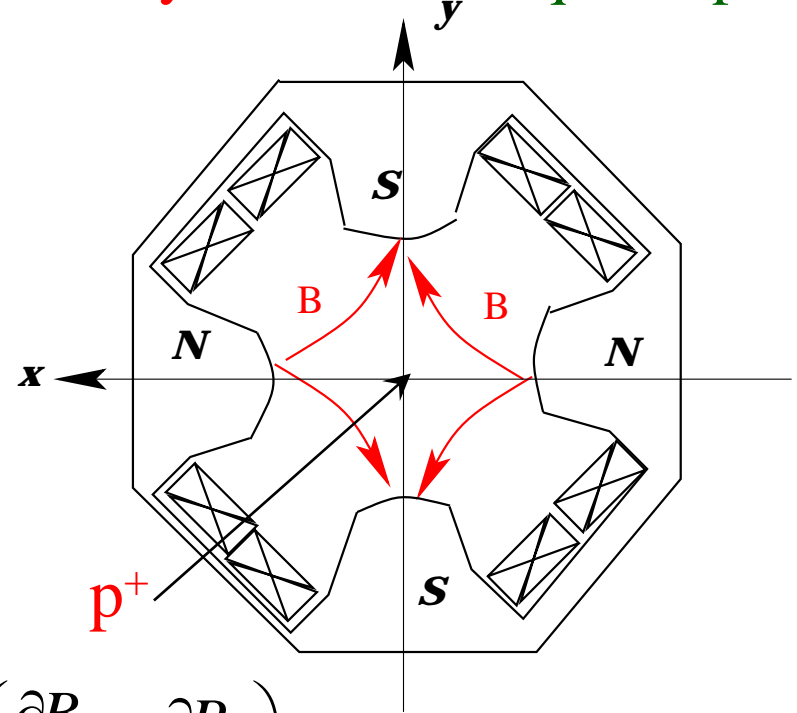


Skew Multipoles: Example Skew Quadrupole

normal quadrupole: \rightarrow clockwise rotation by 45° \rightarrow skew quadrupole



$$g = \frac{\partial B_y}{\partial x}$$



$$N = \frac{1}{2} \left(\frac{\partial B_y}{\partial y} - \frac{\partial B_x}{\partial x} \right)$$

$$B_y = g \cdot x \Rightarrow F_x = -q \cdot v \cdot g \cdot x$$

$$B_x = g \cdot y \Rightarrow F_y = +q \cdot v \cdot g \cdot y$$

$$B_y = +N \cdot y \Rightarrow F_x = -q \cdot v \cdot N \cdot y$$

$$B_x = -N \cdot x \Rightarrow F_y = -q \cdot v \cdot N \cdot x$$

Sources for Linear Field Errors

sources for feed down and roll errors:

-magnet positioning in the tunnel

transverse position → +/- 0.1 m

roll error → +/- 0.5 mrad

-tunnel movements:

slow drifts

civilization

moon

seasons

civil engineering

-closed orbit errors → beam offset inside magnetic elements

-energy error: → dispersion orbit

Equation of Motion I

Smooth approximation for Hills equation:

$$w = x, y$$

$$\frac{d^2}{ds^2} w(s) + K(s) \cdot w(s) = 0 \xrightarrow{K(s) = \text{const}} \frac{d^2}{ds^2} w(s) + \omega_0^2 \cdot w(s) = 0$$

(constant β -function and phase advance along the storage ring)

$$\longrightarrow w(s) = A \cdot \sin(\omega_0 \cdot s + \phi_0) \qquad \omega_0 = 2\pi \cdot Q_0 / L$$

(Q is the number of oscillations during one revolution)

perturbation of Hills equation:

$$\frac{d^2}{ds^2} w(s) + \omega_0^2 \cdot w(s) = F(x(s), y(s), s) / (v \cdot p)$$

in the following the force term will be the Lorenz force of a charged particle in a magnetic field:

$$F = q \cdot \vec{v} \times \vec{B}$$

Equation of Motion I

■ perturbation for dipole field errors:

$$\frac{F}{v \cdot p} = -\frac{\Delta B_y}{p}$$

■ perturbation for quadrupole field errors:

$$\frac{F_x}{v \cdot p} = -\frac{\Delta g}{p} \cdot x$$

$$\frac{F_y}{v \cdot p} = +\frac{\Delta g}{p} \cdot y$$

■ normalized multipole gradients:

$$k_0 = 0.3 \cdot \frac{\Delta B [T]}{p [GeV / c]}$$

$$k_1 = 0.3 \cdot \frac{g [T / m]}{p [GeV / c]}$$

$$\kappa_1 = 0.3 \cdot \frac{N [T / m]}{p [GeV / c]}$$

■ perturbation of Hills equation:

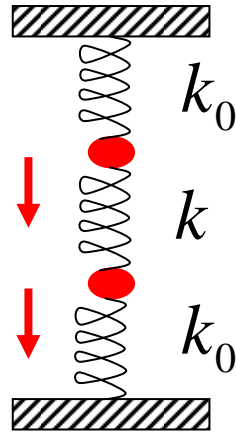
$$\frac{d^2}{ds^2} x(s) + \omega_0^2 \cdot x(s) = \begin{cases} -k_0 \\ -k_1 \cdot x(s) \\ -\kappa_1 \cdot y(s) \end{cases}$$

Coupling I: Identical Coupled Oscillators

fundamental modes for identical coupled oscillators:

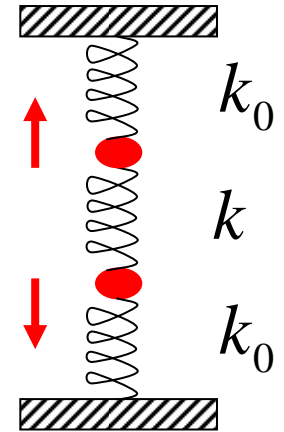
ω mode:

$$q_1(t) = x + y$$



π mode:

$$q_2(t) = x - y$$



$$\frac{d^2}{dt^2} q_1(t) + \omega_\omega^2 \cdot q_1(t) = 0$$

$$\omega_\omega = \sqrt{k_0}$$

$$\frac{d^2}{dt^2} q_2(t) + \omega_\pi^2 \cdot q_2(t) = 0$$

$$\omega_\pi = \sqrt{k_0 + 2k}$$

weak coupling ($k \ll k_0$): \rightarrow degenerate mode frequencies

\rightarrow description of motion in unperturbed 'x' and 'y' coordinates

Coupling II: Equation of Motion in Accelerator

distributed coupling:

$$\frac{d^2}{ds^2} x(s) + \omega_x^2 \cdot x(s) = -\kappa_1 \cdot y(s)$$

$$\frac{d^2}{ds^2} y(s) + \omega_y^2 \cdot y(s) = -\kappa_1 \cdot x(s)$$

solution by decomposition into ‘Eigenmodes’:

$$q_1(s) = a \cdot x + b \cdot y$$

$$q_2(s) = c \cdot x + d \cdot y$$

With orthogonal condition:

$$a \cdot c + b \cdot d = 0$$

$$\rightarrow \frac{d^2}{dt^2} q_1(s) + \omega_1^2 \cdot q_1(s) = 0$$

$$\frac{d^2}{dt^2} q_2(s) + \omega_2^2 \cdot q_2(s) = 0$$

Coupling II: Equation of Motion in Accelerator

take second derivative of q_1 and q_2 :

→ expressions for ω_1 and ω_2 as functions of $a, b, c, d, \omega_x, \omega_y$

use Orthogonal condition for calculating a, b, c, d (set $b=1=d$)

$$a = \frac{\omega_x^2 - \omega_y^2}{2\kappa_1} + \sqrt{1 + \left(\frac{\omega_x^2 - \omega_y^2}{2\kappa_1}\right)^2}; c = \frac{\omega_x^2 - \omega_y^2}{2\kappa_1} - \sqrt{1 + \left(\frac{\omega_x^2 - \omega_y^2}{2\kappa_1}\right)^2}$$

yields: $\frac{d^2}{dt^2} q_1(s) + \omega_1^2 \cdot q_1(s) = 0$ $\frac{d^2}{dt^2} q_2(s) + \omega_2^2 \cdot q_2(s) = 0$



with:

$$\omega_{1,2}^2 = \frac{1}{2} \cdot (\omega_x^2 + \omega_y^2) \pm \Omega$$

$$\Omega = \sqrt{\kappa_1^2 + \left(\frac{\omega_x^2 - \omega_y^2}{2}\right)^2}$$

Coupled Oscillators Case Study: Case 1

very different unperturbed frequencies:

$$\left(\frac{\omega_x^2 - \omega_y^2}{2\kappa_1} \right)^2 \gg 1$$

$$\omega_{1,2}^2 = \frac{1}{2} \cdot (\omega_x^2 + \omega_y^2) \pm \frac{1}{2} \cdot (\omega_x^2 - \omega_y^2) \cdot \sqrt{\left(\frac{2\kappa_1}{(\omega_x^2 - \omega_y^2)} \right)^2 + 1}$$

expansion of the square root:

$$\sqrt{1 + \varepsilon} \approx 1 + \frac{1}{2} \varepsilon$$



$$\omega_1 = \omega_x + \frac{\kappa_1^2}{\omega_x^2 - \omega_y^2} \approx \omega_x$$

$$\omega_2 = \omega_y - \frac{\kappa_1^2}{\omega_x^2 - \omega_y^2} \approx \omega_y$$

→ ‘nearly’ uncoupled oscillators $a \approx 1; b = 1; c \approx -1; d = 1$

Coupled Oscillators Case Study: Case 2

almost equal frequencies: $\omega_x = \omega_0 + \frac{1}{2}\Delta$ $\omega_y = \omega_0 - \frac{1}{2}\Delta$

→ keep only linear terms in Δ :

→ $\omega_0 = \frac{1}{2}(\omega_x + \omega_y)$ $\omega_x^2 + \omega_y^2 \approx 2\omega_0^2$ $\omega_x^2 - \omega_y^2 \approx 2\omega_0\Delta$

→ $\omega_{1,2}^2 = \omega_0^2 \pm \sqrt{\kappa_1^2 + \Delta^2} \cdot \omega_0^2$

$$\omega_{1,2} = \omega_0 \cdot \sqrt{1 \pm \sqrt{\frac{\kappa_1^2}{\omega_0^4} + \frac{\Delta^2}{\omega_0^2}}}$$

expansion of the square root
for small coupling and Δ :

→ $\omega_{1,2} = \omega_0 \pm \tilde{\Omega}$

with:

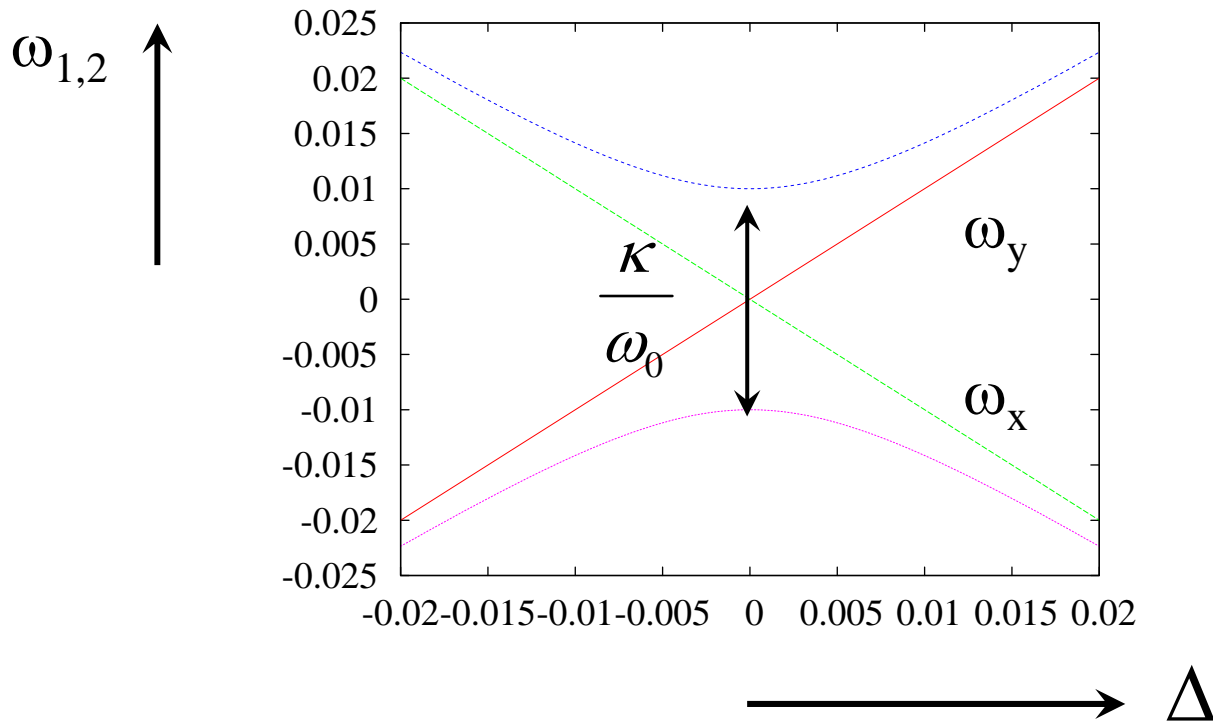
$$\tilde{\Omega} = \frac{1}{2} \cdot \sqrt{\frac{\kappa_1^2}{\omega_0^2} + \Delta^2}$$

Coupled Oscillators Case Study: Case 2

measurement of coupling strength:

$$\omega_{1,2} = \omega_0 \pm \frac{1}{2} \cdot \sqrt{\frac{\kappa_1^2}{\omega_0^2} + \Delta^2}$$

measure the difference in the Eigenmode frequencies while bringing the unperturbed tunes together:



→ the minimum separation yields the coupling strength!!

Coupled Oscillators Case Study: Case 2

initial oscillation only in horizontal plane:

$$x(0) = A; \quad x'(0) = 0; \quad y(0) = 0; \quad y'(0) = 0$$

→ $q_1 = A \cdot \sin(\omega_1 \cdot s + \phi_1)$ and $q_2 = A \cdot \sin(\omega_2 \cdot s + \phi_2)$

with $\omega_{1,2} = \frac{1}{2} \cdot (\omega_x + \omega_y) \pm \tilde{\Omega}$ and

$$q_1(t) = x - y$$

$$q_2(t) = x + y$$

sum rules for sin and cos functions:



$$x(s) = A \cdot \cos(\tilde{\Omega} \cdot s) \cdot \cos\left(\frac{1}{2}[\omega_1 + \omega_2] \cdot s + \frac{1}{2}[\phi_1 + \phi_2]\right)$$

$$y(s) = -A \cdot \sin(\tilde{\Omega} \cdot s) \cdot \sin\left(\frac{1}{2}[\omega_1 + \omega_2] \cdot s + \frac{1}{2}[\phi_1 + \phi_2]\right)$$



modulation
of the
amplitudes

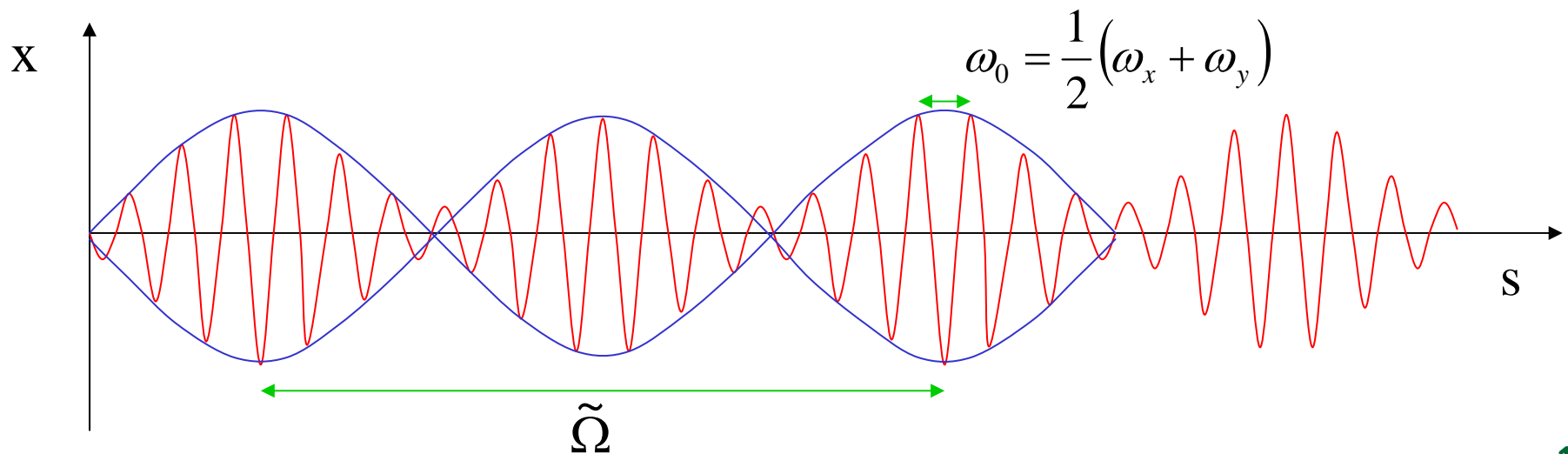
Beating of the Transverse Motion: Case I

two almost identical harmonic oscillators with weak coupling:

π -mode and ω -mode frequencies are approximately identical!

→ frequencies can not be distinguished and energy can be exchanged between the two oscillators

modulation of the oscillation amplitude:



Driven Oscillators

Perturbation treatment:

substitute the solutions of the homogeneous equation of motion:

$$w(s) = A \cdot \sin(\omega_0 \cdot s + \phi_0)$$

into the right-hand side of the perturbed Hills equation and express the 's' dependence of the multipole terms by their Fourier series (the perturbations must be periodic with one revolution!)

equation of motion \rightarrow driven un-damped oscillators:

$$\frac{d^2}{ds^2} w(s) + \omega_w Q^{-1} \frac{d}{ds} w(s) + \omega_w^2 w(s) = \sum_{k.l.m} W_{klm} e^{(k \cdot \omega_x \cdot s + l \cdot \omega_y + \frac{2\pi}{L} \cdot m \cdot s + \phi_{klm})}$$

\rightarrow large number of driving frequencies!

Driven Oscillators

single resonance approximation: $\omega = k\omega_x + l\omega_y + m\frac{2\pi}{L}$

consider only one perturbation frequency (choose $\omega \approx \omega_0$):

$$\frac{d^2}{ds^2} w(s) + \omega_0 \cdot Q^{-1} \cdot \frac{d}{ds} w(s) + \omega_0^2 \cdot w(s) = W(s) \cdot \cos(\omega \cdot s + \phi_0)$$

general solution: $w(s) = w_{tr}(s) + w_{st}(s)$

without damping the transient solution is just the HO solution

$$w_{tr}(s) = a \cdot \sin(\omega_0 \cdot s + \phi_0)$$

Driven Oscillators

stationary solution: $w_{st}(s) = \frac{W(\omega)}{\omega_0^2} \cdot \cos[\omega \cdot s - \alpha(\omega)]$

→ where 'ω' is the driving angular frequency!
and W(ω) can become large for certain frequencies!

$$W(\omega) = W_n \cdot \frac{1}{\sqrt{1 - \left(\frac{\omega_n}{\omega_0}\right)^2 + \left(\frac{\omega_n}{Q\omega_0}\right)^2}}$$

resonance condition: $\omega_n = \omega_0$

→ justification for single resonance approximation:

- all perturbation terms with: $\omega_n \neq \omega_0$ de-phase with the transient
- no net energy transfer from perturbation to oscillation (averaging)!

Resonances and Perturbation Treatment

example single dipole perturbation:

$$\frac{F(s)}{v \cdot p} = -k_0 \cdot \delta_L(s - s_0)$$

$$\frac{d^2}{ds^2} w(s) + \omega_0^2 \cdot w(s) = -lk_0 \cdot \frac{1}{L} \cdot \sum_{n=-\infty}^{\infty} \cos(n \cdot 2\pi \cdot s / L)$$

Fourier series of periodic δ -function

resonance condition: $\omega_0 = n \cdot 2\pi / L \xrightarrow{\omega_0 = 2\pi \cdot Q_0 / L} Q_0 = n$

avoid integer tunes!

$$\Delta CO(s) = \frac{\sqrt{\beta(s)}}{2 \sin(\pi Q)} \cdot \oint \Delta k_0(t) \cdot \sqrt{\beta(t)} \cdot \cos(|\phi(t) - \phi(s)| - \pi Q) dt$$

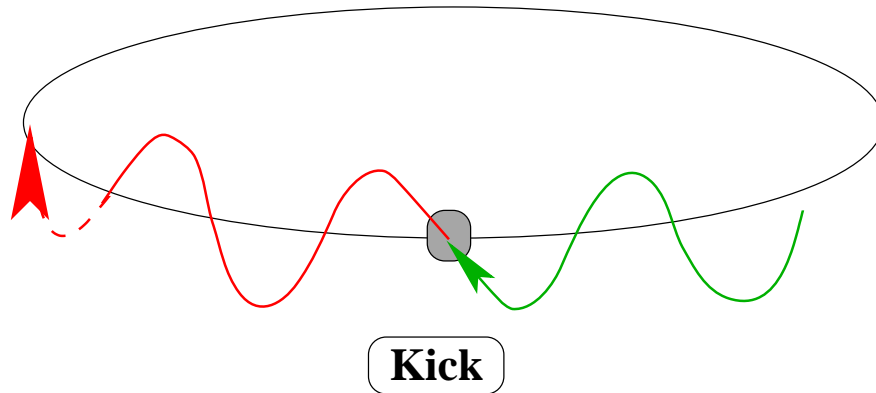
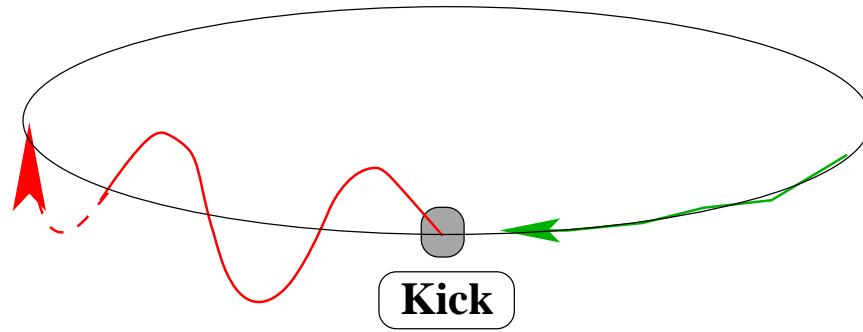
(see general CAS school for more details)

Resonances and Perturbation Treatment

 integer resonance for dipole perturbations:

assume:

$Q = \text{integer}$



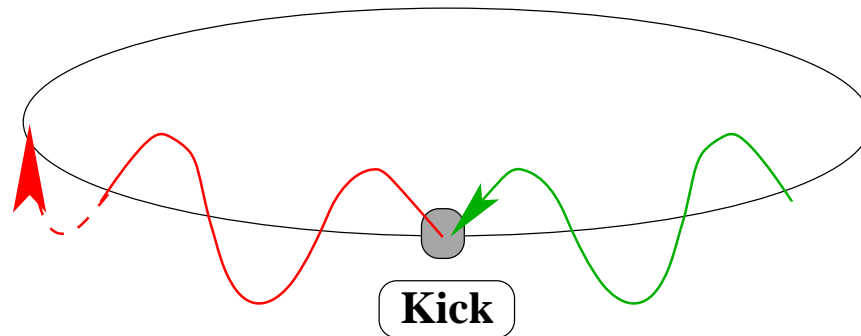
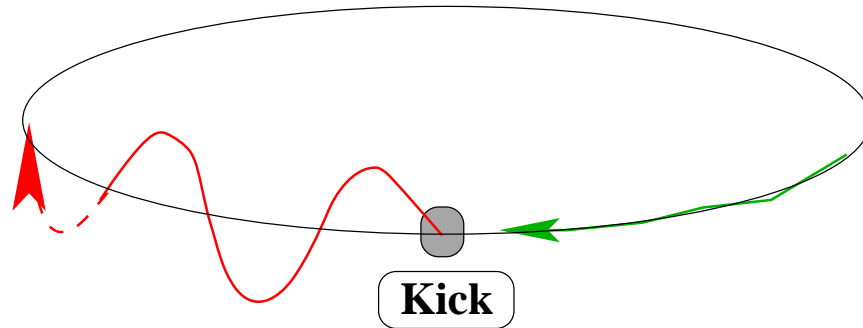
→ dipole perturbations add up on consecutive turns! → Instability

Resonances and Perturbation Treatment

 integer resonance for dipole perturbations:

assume:

$$Q = \text{integer}/2$$



→ dipole perturbations compensate on consecutive turns!

→ stability

Resonances and Perturbation Treatment

example single quadrupole perturbation:

with: $\frac{F(s)}{v \cdot p} = -k_1 \cdot x$ $w_0(s) = A \cdot \cos(\omega_{0,x} \cdot s + \phi_0)$

→ $\frac{d^2}{ds^2} w(s) + \omega_{x,0}^2 \cdot w(s) = -A \cdot \frac{lk_1}{2L} \sum_{n=-\infty}^{\infty} \cos([2\pi \cdot n / L \pm \omega_{0,x}] \cdot s \pm \phi_0)$

→ resonance condition: $2 \cdot \omega_0 = n \cdot 2\pi / L \xrightarrow{\omega_0 = 2\pi \cdot Q_0 / L} Q_0 = \frac{n}{2}$

→ avoid half integer tunes!

$$\frac{\Delta\beta(s)}{\beta_0(s)} = \frac{1}{2 \sin(2\pi Q)} \cdot \oint \Delta k_1(t) \cdot \beta(t) \cdot \cos(2 | \phi(t) - \phi(s) | - 2\pi Q) dt$$

→ (see general CAS school for more details)

Resonances and Perturbation Treatment

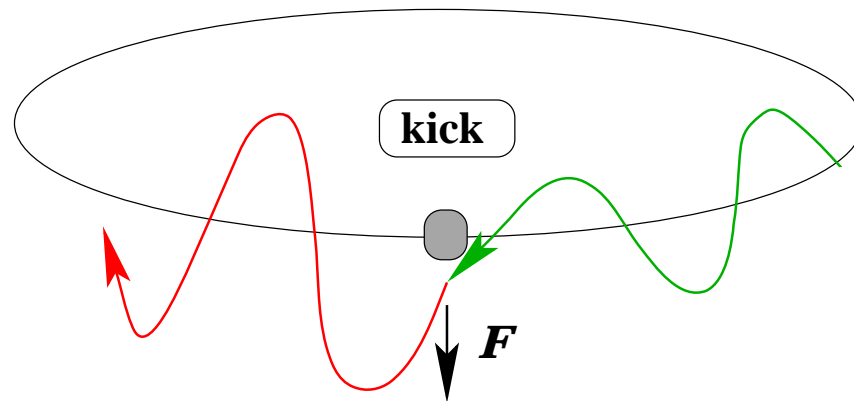
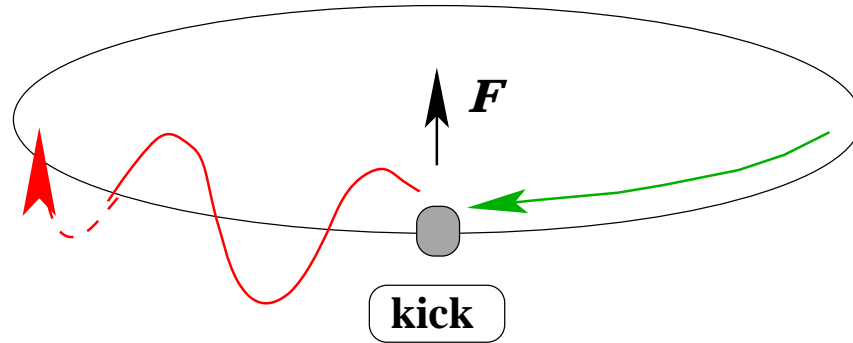
 half integer resonance for quadrupole perturbations:

assume:

$$Q = \text{integer} + 0.5$$

feed down error:

$$B_x = b_1 \cdot y \Rightarrow F_y = +q \cdot v \cdot b_1 \cdot y$$



→ quadrupole perturbations add up on consecutive turns!

→ Instability

Resonances and Perturbation Treatment

example single skew quadrupole perturbation:

with: $\frac{F_x(s)}{v \cdot p} = -\kappa_1 \cdot y$ $y_0(s) = A \cdot \cos(\omega_{0,y} \cdot s + \phi_0)$

→ $\frac{d^2}{ds^2} x(s) + \omega_{x,0}^2 \cdot x(s) = -A \cdot \frac{l\kappa_1}{2L} \sum_{n=-\infty}^{\infty} \cos([2\pi \cdot n / L \pm \omega_{0,y}] \cdot s \pm \phi_0)$

resonance condition:

→ $\omega_{x,0} \pm \omega_{y,0} = n \cdot 2\pi / L \xrightarrow{\omega=2\pi \cdot Q/L} Q_x \pm Q_y = n$

→ avoid sum and difference resonances!

→ difference resonance → stable with energy exchange

→ sum resonance → instability as for externally driven dipole

Resonances and Perturbation Treatment: Case 1

coupling with: $Q_x \gg Q_y$ or $Q_x \ll Q_y$

→ drive and response oscillation de-phase quickly
no energy transfer between motion in 'x' and 'y' plane

→ small amplitude of 'stationary' solution: $W(\omega) = W_0 \cdot \frac{1}{\sqrt{[1 - (\frac{\omega}{\omega_0})^2]^2 + (\frac{\omega}{Q\omega_0})^2}}$

→ no damping of oscillation in 'x' plane due to coupling

→ coupling is weak → tune measurement in one plane will
show both tunes in both planes but
with unequal amplitudes

→ tune measurement is possible for both planes

Resonances and Perturbation Treatment: Case 2

 coupling with: $Q_x \approx Q_y$

→ drive and response oscillation remain in phase and energy can be exchanged between motion in 'x' and 'y' plane:

→ large amplitude of 'stationary' solution: $W(\omega) = W_0 \cdot \frac{1}{\sqrt{[1 - (\frac{\omega}{\omega_0})^2]^2 + (\frac{\omega}{Q\omega_0})^2}}$

→ damping of oscillation in 'x' plane and growth of oscillation amplitude in 'y' plane



→ 'x' and 'y' motion exchange role of driving force!

→ each plane oscillates on average with: $\frac{1}{2}(Q_x + Q_y)$

→ Impossible to separate tune in 'x' and 'y' plane!

Exact Solution for Transport in Skew Quadrupole

coupled equation of motion: $x'' + \kappa_1 \cdot y = 0$ and $y'' + \kappa_1 \cdot x = 0$

can be solved by linear combinations of 'x' and 'y':

$$(x + y)'' + \kappa_1 \cdot (x + y) = 0 \quad \text{and} \quad (x - y)'' - \kappa_1 \cdot (x - y) = 0$$

→ solution as for focusing and defocusing quadrupole

transport matrix for 'x-y' and 'x+y' coordinates for $\kappa_1 > 0$:

$$\begin{pmatrix} x - y \\ x' - y' \end{pmatrix}_{end} = \begin{pmatrix} \cos(l\sqrt{\kappa_1}) & \frac{\sin(l\sqrt{\kappa_1})}{\sqrt{\kappa_1}} \\ \sqrt{\kappa_1} \cdot \sin(l\sqrt{\kappa_1}) & \cos(l\sqrt{\kappa_1}) \end{pmatrix} \cdot \begin{pmatrix} x - y \\ x' - y' \end{pmatrix}_{ini}$$

$$\begin{pmatrix} x + y \\ x' + y' \end{pmatrix}_{end} = \begin{pmatrix} \cosh(l\sqrt{\kappa_1}) & \frac{\sinh(l\sqrt{\kappa_1})}{\sqrt{\kappa_1}} \\ \sqrt{\kappa_1} \cdot \sinh(l\sqrt{\kappa_1}) & \cosh(l\sqrt{\kappa_1}) \end{pmatrix} \cdot \begin{pmatrix} x + y \\ x' + y' \end{pmatrix}_{ini}$$

Transport Map with Coupling

transport map for skew quadrupole:

$$\vec{z}_{end} = \underline{M}_{sq} \cdot \vec{z}_{ini}$$

with: $\vec{z} = \begin{pmatrix} x \\ x' \\ y \\ y' \end{pmatrix}$ and $\underline{M}_{sq} = \begin{pmatrix} a & b & c & d \\ -\kappa_1 d & a & -\kappa_1 b & c \\ c & d & a & b \\ -\kappa_1 b & c & -\kappa_1 d & a \end{pmatrix}$

transport map for linear elements without coupling:

$$\vec{z}_{end} = \underline{M}_l \cdot \vec{z}_{ini} \quad \text{with} \quad \underline{M}_l = \begin{pmatrix} m_{11} & m_{12} & 0 & 0 \\ m_{21} & m_{22} & 0 & 0 \\ 0 & 0 & m_{33} & m_{34} \\ 0 & 0 & m_{43} & m_{44} \end{pmatrix}$$

Transport Map with Coupling

coefficients for the transport map for skew quadrupole:

with:

$$a = [\cos(\sqrt{N}s) + \cosh(\sqrt{N}s)] / 2$$

$$b = [\sin(\sqrt{N}s) + \sinh(\sqrt{N}s)] / 2\sqrt{N}$$

$$c = [\cos(\sqrt{N}s) - \cosh(\sqrt{N}s)] / 2$$

$$d = [\sin(\sqrt{N}s) - \sinh(\sqrt{N}s)] / 2\sqrt{N}$$

One-Turn Map with Coupling

one-turn map around the whole ring:

$$\vec{z}(s_0 + L) = \underline{T}(s_0) \cdot \vec{z}(s_0) \quad \text{with:} \quad \underline{T} = \prod_i \underline{M}_i$$

notation:

$$\underline{T} = \begin{pmatrix} \underline{M} & \underline{n} \\ \underline{m} & \underline{N} \end{pmatrix} \quad \text{with:} \quad \underline{M}, \underline{N}, \underline{m}, \underline{n}$$

being 2x2 matrices
→ 16 parameters in total

T is a symplectic 4x4 matrix

$${}^t \underline{T} \cdot \underline{S} \cdot \underline{T} = \underline{S} \quad \text{with:}$$

$$\underline{S} = \begin{pmatrix} 0 & 1 & 0 & 0 \\ -1 & 0 & 0 & 0 \\ 0 & 0 & 0 & 1 \\ 0 & 0 & -1 & 0 \end{pmatrix}$$

determines $n*(n-1)/2$ parameters for a $n \times n$ matrix

Parametrization of One-Turn Map with Coupling

 uncoupled system: parameterization by Courant-Snyder variables

\underline{T} is a 2 x 2 matrix \rightarrow 4 parameters

\underline{T} is symplectic \rightarrow determines 1 parameter

\rightarrow 3 independent parameters

$$\underline{T} = \underline{I} \cdot \cos(\mu) + \underline{J} \cdot \sin(\mu) \quad \text{with:}$$

$$\underline{I} = \begin{pmatrix} 1 & 0 \\ 0 & 1 \end{pmatrix}$$

$$\underline{J} = \begin{pmatrix} \alpha & \beta \\ -\gamma & -\alpha \end{pmatrix}$$

$$\gamma = \frac{1 + \alpha^2}{\beta}$$

Parametrization of One-Turn Map with Coupling

rotated coordinate system:

→ using a linear combination of the horizontal and vertical position vectors the matrix can be put in ‘symplectic rotation’ form

$$\underline{T} = \begin{pmatrix} \underline{I} \cos(\phi) & \underline{D}^{-1} \sin(\phi) \\ -\underline{D} \sin(\phi) & \underline{I} \cos(\phi) \end{pmatrix} \cdot \begin{pmatrix} \underline{A}_1 & \underline{0} \\ \underline{0} & \underline{A}_2 \end{pmatrix} \cdot \begin{pmatrix} \underline{I} \cos(\phi) & -\underline{D}^{-1} \sin(\phi) \\ \underline{D} \sin(\phi) & \underline{I} \cos(\phi) \end{pmatrix}$$

or: $\underline{T} = \underline{R} \cdot \underline{U} \cdot \underline{R}^{-1}$ with: $\underline{A}_i = \underline{I}_i \cdot \cos(\mu_i) + \underline{J}_i \cdot \sin(\mu_i); i = 1, 2$

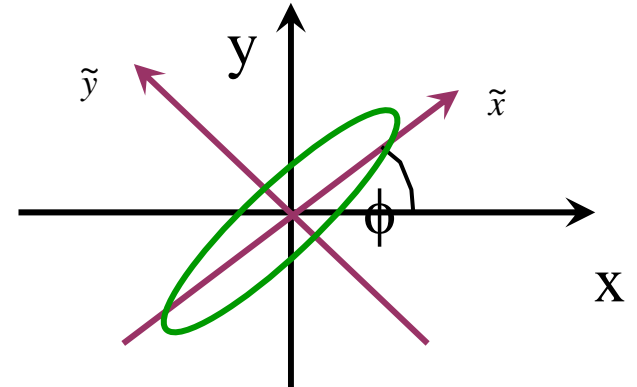
\underline{D} is a symplectic 2x2 matrix → 3 independent parameters

→ total of 10 independent parameters for the One-Turn map

One-Turn Map with Coupling

rotated coordinate system:

$$\tan(2\phi) = \frac{-\sqrt{\det(m + n^+)}}{\frac{1}{2} \text{Tr}(M - N)}$$



with:

$$\begin{pmatrix} a & b \\ c & d \end{pmatrix}^+ \xrightarrow{\text{adjoint-matrix}} \begin{pmatrix} d & -b \\ -c & a \end{pmatrix}$$

rotated coordinate system:

→ new Twiss functions and phase advances for the rotated coordinates

$$\underline{A}_i = \underline{I} \cdot \cos(\mu_i) + \underline{J}_i \cdot \sin(\mu_i) \quad \underline{J}_i = \begin{pmatrix} \alpha_i & \beta_i \\ -\gamma_i & -\alpha_i \end{pmatrix}$$

$$\cos(\mu_1) - \cos(\mu_2) = \left[\frac{1}{2} \text{Tr}(M - N) \right]^2 + \det(m + n^+)$$

Summary One-Turn Map with Coupling

■ coupling changes the Twiss functions and tune values in the horizontal and vertical planes

→ a global coupling correction is required for a restoration of the uncoupled tune values (can not be done by QF and QD adjustments)

■ coupling changes the orientation of the beam ellipse along the ring

→ a local coupling correction is required for a restoration of the uncoupled oscillation planes

(→ mixing of horizontal and vertical kicker elements and correction dipoles)

What We Have Left Out

β-beat:

skew quadrupole perturbations generate β-beat similar to normal quadrupole perturbations

dispersion beat:

skew quadrupole perturbations generate vertical dispersion

integer tune split and super symmetry

the (1,-1) coupling resonance in storage rings with super symmetry can be strongly suppressed by an integer tune split

general definition of the coupling coefficients:

$$\mathcal{K} = \frac{\mathcal{K}_1}{\omega} \xrightarrow{\omega=1/\beta} \mathcal{K}_{r,\pm} = \frac{1}{2\pi} \cdot \oint \mathcal{K}_1(s) \cdot \sqrt{\beta_x(s)\beta_y(s)} \cdot e^{i(\phi_x(s) \pm \phi_y(s) + \frac{2\pi}{L} r \cdot s)} ds$$

Orbit Correction

deflection angle:

$$\theta_i = -\frac{0.3 \cdot \Delta B_y [T] \cdot l}{p [GeV / c]} = \Delta X'(s_i)$$

trajectory response:

$$\Delta Z(s) = \sqrt{\beta_i \cdot \beta(s)} \cdot \theta_i \cdot \sin(\phi(s) - \phi_i)$$

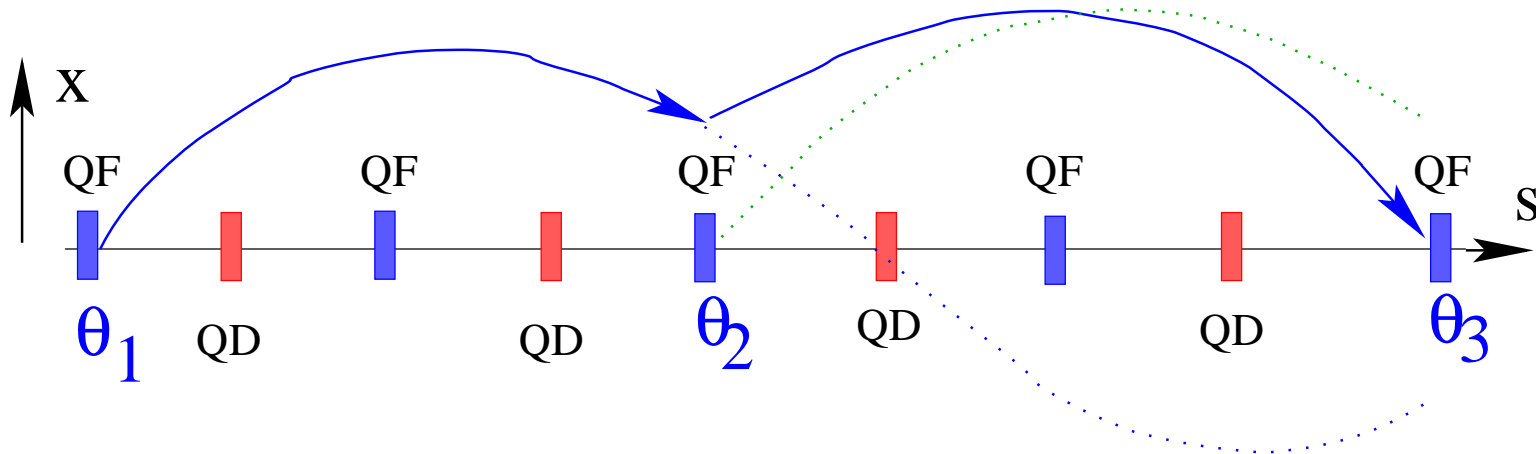
$$\Delta Z'(s) = \sqrt{\beta_i / \beta(s)} \cdot \theta_i \cdot \cos(\phi(s) - \phi_i)$$

closed orbit bump

compensate the trajectory response with additional dipole fields further down-stream → ‘closure’ of the perturbation within one turn

Orbit Correction

3 corrector bump:



closure

$$\theta_2 = -\frac{\sqrt{\beta_1}}{\sqrt{\beta_2}} \cdot \frac{\sin(\Delta\phi_{3-1})}{\sin(\Delta\phi_{3-2})} \cdot \theta_1 \quad \theta_3 = \left(\frac{\sin(\Delta\phi_{3-1})}{\tan(\Delta\phi_{3-2})} - \cos(\Delta\phi_{3-1}) \right) \cdot \frac{\sqrt{\beta_1}}{\sqrt{\beta_2}} \cdot \theta_1$$

limits

sensitive to BPM errors; large number of correctors

SVD Algorithm I

linear relation between corrector setting and BPM reading:

$\overrightarrow{COR} = (c_1, c_2, \dots, c_m)$ → vector of corrector strengths

$\overrightarrow{BPM} = (b_1, b_2, \dots, b_n)$ → vector of all BPM data

$$\overrightarrow{BPM} = \underline{A} \cdot \overrightarrow{COR} \quad \underline{A} \text{ being a } n \times m \text{ matrix}$$

global correction:

$$\overrightarrow{COR} = \underline{A}^{-1} \cdot \overrightarrow{BPM}$$

problem → \underline{A} is normally not invertible
(it is normally not even a square matrix)!

solution → minimize the norm: $\|\overrightarrow{BPM} - \underline{A} \cdot \overrightarrow{COR}\|$

SVD Algorithm II

■ solution:

→ find a matrix B such that $\left\| \overrightarrow{BPM} - \underline{A} \cdot \underline{B} \cdot \overrightarrow{COR} \right\|$

attains a minimum with B being a $m \times n$ matrix and:

$$\|x\| = \left(\sum_i^m |x_i|^p \right)^{1/p}$$

■ singular value decomposition (SVD):

any matrix can be written as: $\underline{A} = \underline{O}_1 \cdot \underline{D} \cdot \underline{O}_2$

where O₁ and O₂ are orthogonal matrices and D is diagonal

$$\underline{O}^{-1} = \underline{O}^t$$

SVD Algorithm III

■ diagonal form:

$$\underline{D} = \begin{pmatrix} \sigma_{11} & 0 & \dots & \dots & \dots & \dots & 0 \\ 0 & \sigma_{22} & 0 & \dots & \dots & \dots & 0 \\ \vdots & \ddots & \ddots & 0 & \vdots & \vdots & 0 \\ 0 & \dots & 0 & \sigma_{kk} & 0 & \dots & 0 \end{pmatrix} \quad k \leq \min(n, m)$$

■ define a pseudo inverse matrix:

$$\underline{\hat{D}} = \begin{pmatrix} 1/\sigma_{11} & 0 & 0 & 0 \\ 0 & 1/\sigma_{11} & 0 & \vdots \\ \vdots & 0 & \ddots & 0 \\ 0 & \dots & 0 & 1/\sigma_{11} \\ 0 & \dots & \dots & 0 \\ \vdots & \vdots & \vdots & \vdots \\ 0 & \dots & \dots & 0 \end{pmatrix} \quad \rightarrow \quad \underline{D} \cdot \underline{\hat{D}} = \underline{1}_k = \begin{pmatrix} 1 & & 0 \\ & \ddots & \\ 0 & & 1 \end{pmatrix}$$

$\underline{1}_k$ being the $k \times k$ unit matrix

SVD Algorithm IV

correction matrix:

→ define the 'correction' matrix: $\underline{B} = \underline{O}_2^t \cdot \underline{\hat{D}} \cdot \underline{O}_1^t$

$$\rightarrow \underline{A} \cdot \underline{B} = (\underline{O}_1 \cdot \underline{D} \cdot \underline{O}_2) \cdot (\underline{O}_2^t \cdot \underline{\hat{D}} \cdot \underline{O}_1^t) = \underline{1}_k$$

main properties:

- SVD allows you to adjust k corrector magnets $k \leq \min(n, m)$
- if $k = m = n$ one obtains a zero orbit (using all correctors)
- for $m = n$ SVD minimizes the norm (using all correctors)
- the algorithm is not stable if \underline{D} has small Eigenvalues
 - can be used to find redundant correctors!

Harmonic Filtering

Unperturbed solution (smooth approximation):

$$x'' + \frac{2\pi}{L} \cdot Q^2 \cdot x = 0 \quad \rightarrow \quad x(s) = A \cdot e^{i \cdot \frac{2\pi}{L} \cdot Q \cdot s}$$

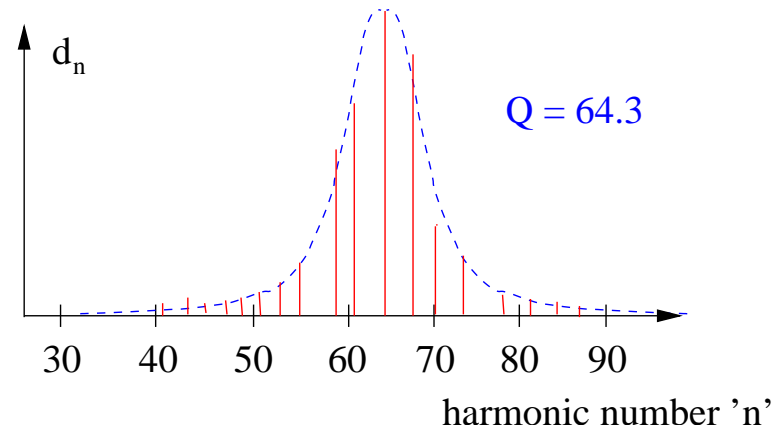
orbit perturbation

$$x'' + \frac{2\pi}{L} \cdot Q^2 \cdot x = F(s)$$

periodicity:

$$F(s) = \sum_n f_n \cdot e^{i \cdot \frac{2\pi}{L} \cdot n \cdot s} \quad CO(s) = \sum_n d_n \cdot e^{i \cdot \frac{2\pi}{L} \cdot n \cdot s}$$

$$\rightarrow \quad d_n = \frac{f_n}{\left(\frac{2\pi}{L} Q\right)^2 - \left(\frac{2\pi}{L} n\right)^2}$$



spectrum peaks around $Q = n \rightarrow$ small number of relevant terms!

Most Effective Corrector

the orbit error is dominated by a few large perturbations:

→ minimize the norm: $\left\| \overrightarrow{BPM} - \underline{A} \cdot \underline{B} \cdot \overrightarrow{COR} \right\|$

using only a small set of corrector magnets

brut force: select all possible corrector combinations

→ time consuming but good result

selective: use one corrector at the time + keep most effective

→ much faster but has a finite chance to miss best solution and can generate π bumps

MICADO: selective + cross correlation between orbit residues and remaining corrector magnets

Example for Measured & Corrected Orbit Data

LEP:

